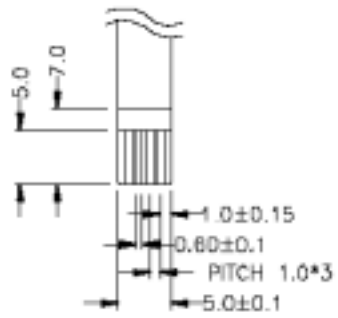
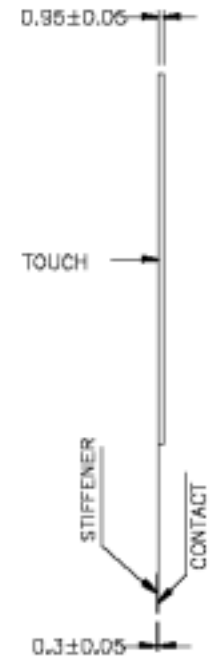
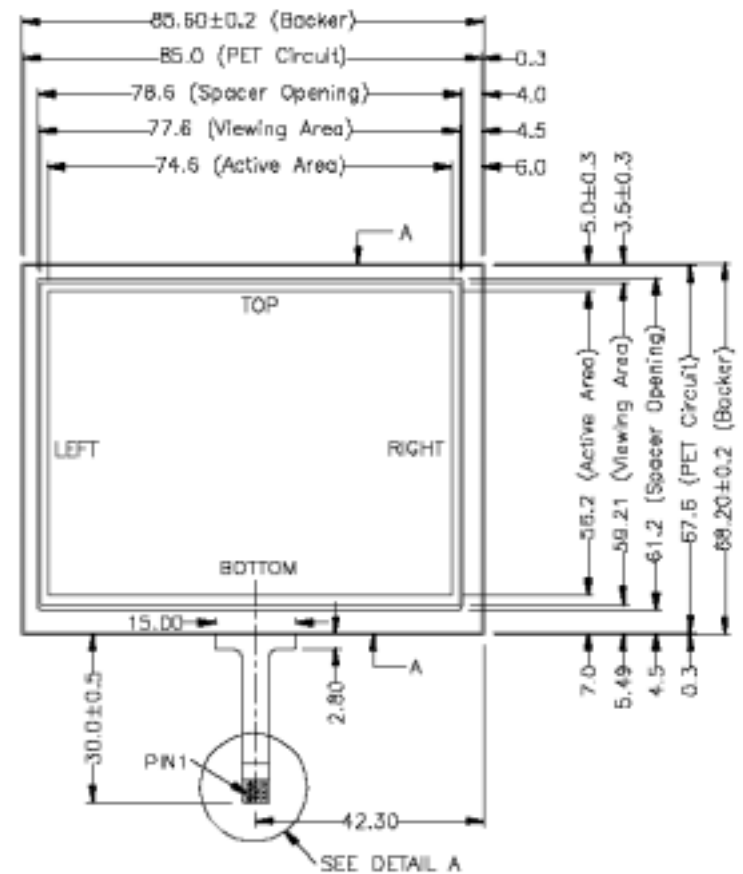


Pin #	Assignment
1	TDP
2	LEFT
3	BOTTOM
4	RIGHT



DETAIL A
SCALE 2.0



SECTION A-A

NOTES:

1. ITO GLASS THICKNESS : 0.7mm
2. ITO PET TOP CIRCUIT THICKNESS : 0.2mm
3. SPACER ADHESIVE : 0.05mm
4. OVERALL THICKNESS : 0.95mm ±0.05
5. CONNECTOR AND PINOUT AS INDICATED
6. FRONT SURFACE CLEAR HARDCOAT
7. OPTICAL SPECIFICATION : A001
8. LAYER TO LAYER ASSEMBLY TOLERANCE: ±0.3mm
9. GASKET ADHESIVE THICKNESS : 0.1mm
10. FPC TAIL

NO.	DATE	DESCRIPTION	CHK
REVISION			
CHIEF OF DESIG		APPROVED	
ENGINEER		PROJECT NUMBER	
DRAWN BY	Alex	DATE	JUN 18, 2001
SHT	1	OF	1
		REV.	

CLEAR-VICTORY TECHNOLOGY CO.,LTD			
TOLERANCES UNLESS SPECIFIED		PROJECT NAME: 9510	
X	± 0.35	DWG NO: 9510-0-01	
.XX	± 0.35	SCALE: 1:1 UNIT: mm	
XXX	± 0.10		
ANGULAR			