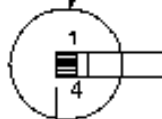


FRONT VIEW

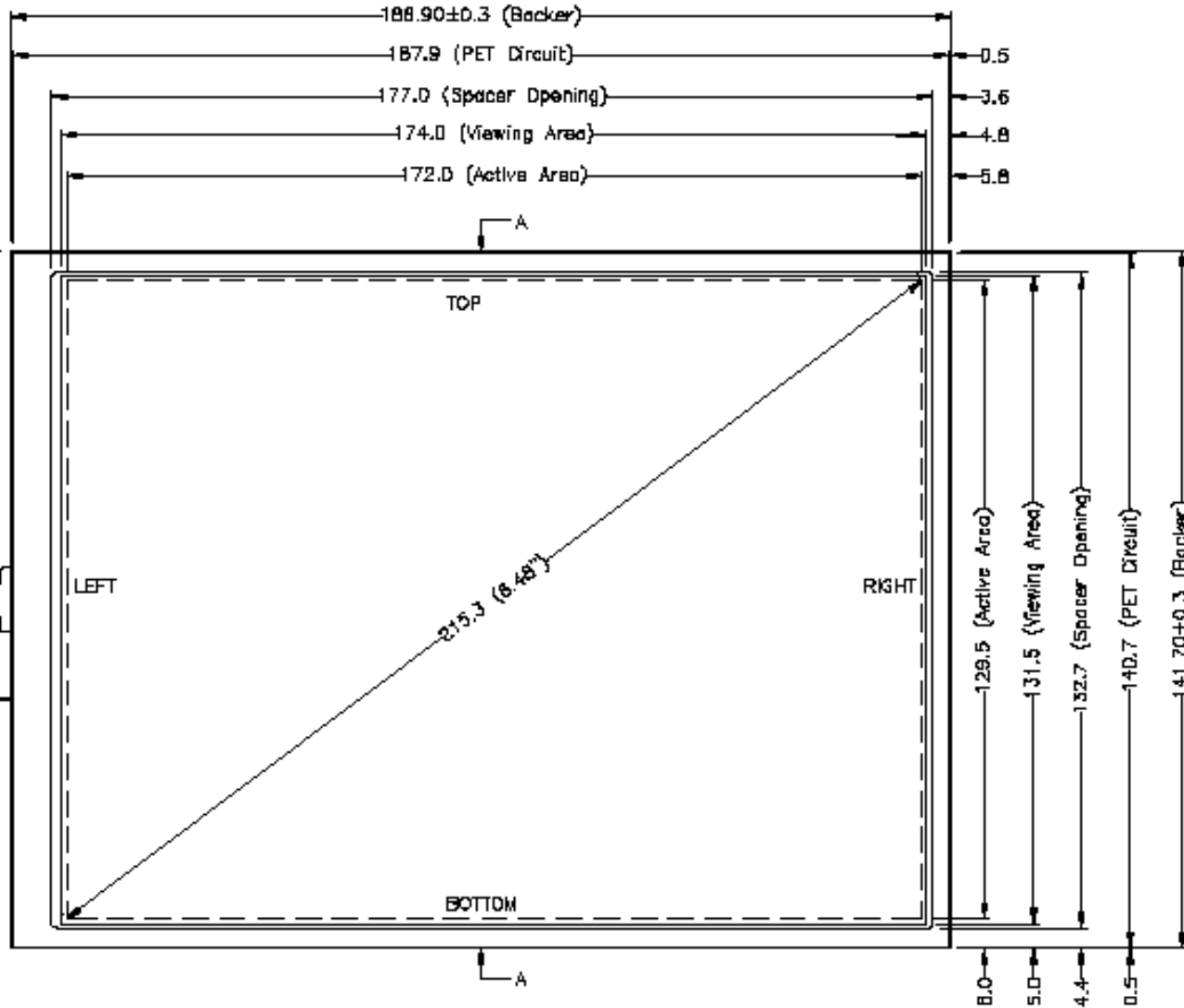
| Pin # | Assignment |
|-------|------------|
| 1 | Top |
| 2 | Bottom |
| 3 | Left |
| 4 | Right |

SEE DETAIL A

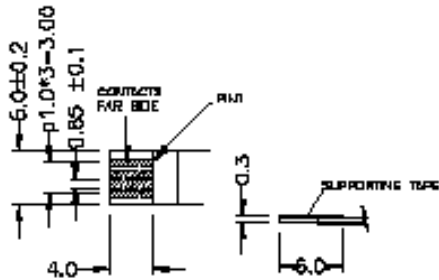
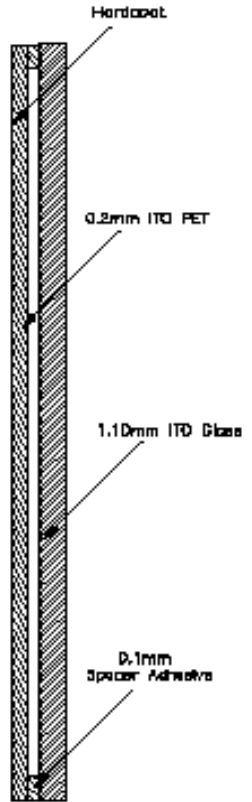


70.0

58.4



SECTION A-A



DETAIL A

NOTES:

1. ITO GLASS THICKNESS : 1.10mm
2. ITO PET THICKNESS : 0.2mm
3. SPACER ADHESIVE : 0.1mm
4. OVERALL THICKNESS : 1.40mm ±0.07
5. CONNECTOR AND PINOUT AS INDICATED
6. DOTS : 0.1mm Dia. on 4.0mm CENTERS
7. FRONT SURFACE ANTI-GLARE HARDCOAT
8. OPTICAL SPECIFICATION : AOD1
9. LAYER TO LAYER ASSEMBLY TOLERANCE: ±0.5mm
10. ANTI-NEWTON'S RING TYPE

| A | REV. NO. | DATE | DESCRIPTION | CHK. |
|-----------|----------|------|--------------|------|
| | | | | |
| REVISION | | | | |
| DESIGN BY | Alex | DATE | APR 16, 2001 | |
| SHT | 1 | OF | 1 | |

| | |
|--------------------------------------|--------------------|
| CLEAR-VICTORY TECHNOLOGY CO., LTD | |
| TELEPHONE: UNLESS SPECIFIED | PROJECT NAME: 9507 |
| XX ± 0.50 | DWG NO: B507-1-01 |
| XX ± 0.25 | |
| XX ± 0.10 | |
| ANGULAR - | SCALE 1st UNIT: mm |